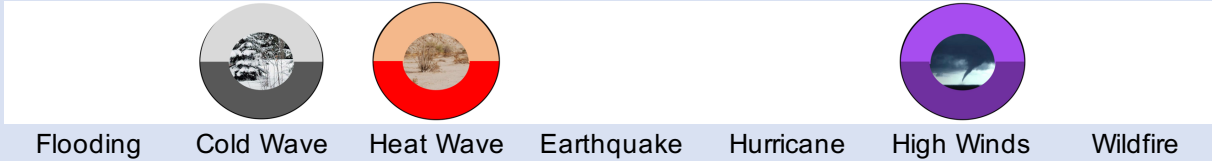


Zip Code 30517

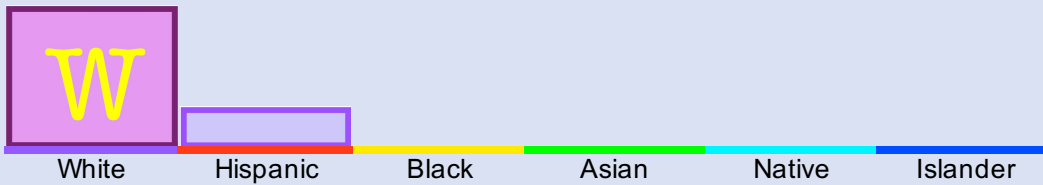
BRASELTON GA

Athens, GA Metropolitan Area

Environmental Risks



Local Population



Student/Teacher Ratio:

na

Teacher Salary:

na

Most Home Prices:

\$220,000 to \$410,000

Prices Last Year:

Up 11 Percent

Most Monthly Rents:

\$735 to \$945

Renters:

14 Percent

Average Family Income:

\$104,000

Families Under \$50,000:

20 Percent

Over Age 65:

13 Percent

Graduate Degree:

15 Percent

B
A
S
I
C

A
D
V
A
N
C
E
D

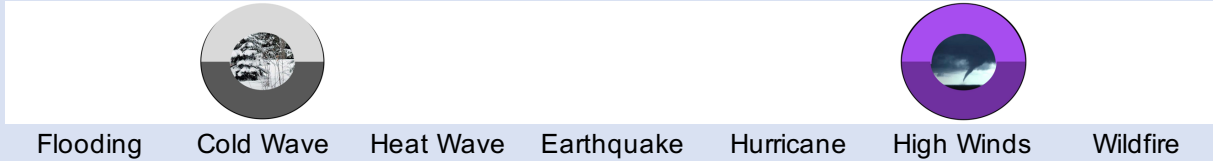
I
N
V
E
S
T
O
R

Zip Code 30529

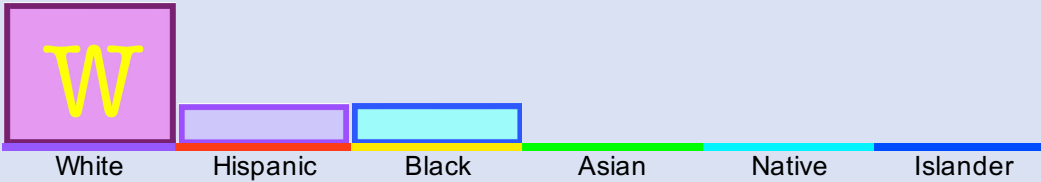
COMMERCE GA

Athens, GA Metropolitan Area

Environmental Risks



Local Population



Student/Teacher Ratio:

13

Teacher Salary:

\$54,000

Most Home Prices:

\$100,000 to \$290,000

Prices Last Year:

Up 2 Percent

Most Monthly Rents:

\$735 to \$945

Renters:

38 Percent

Average Family Income:

\$63,000

Families Under \$50,000:

38 Percent

Over Age 65:

15 Percent

Graduate Degree:

6 Percent

B
A
S
I
C

A
D
V
A
N
C
E
D

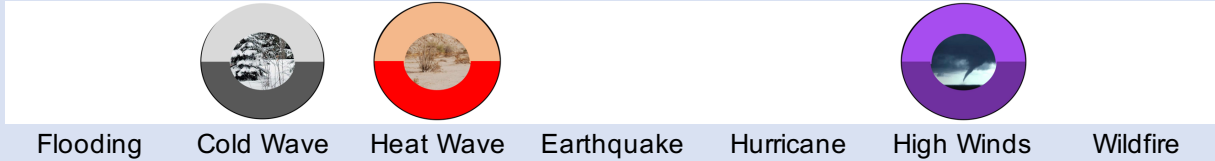
I
N
V
E
S
T
O
R

Zip Code 30548

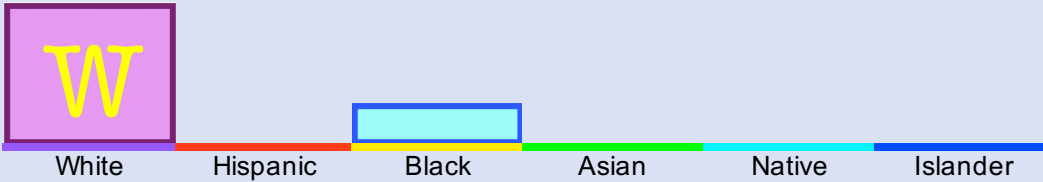
HOSCHTON GA

Athens, GA Metropolitan Area

Environmental Risks



Local Population



Student/Teacher Ratio:

na

Teacher Salary:

na

Most Home Prices:

\$220,000 to \$600,000

Prices Last Year:

Up 2 Percent

Most Monthly Rents:

\$735 to \$1050

Renters:

12 Percent

Average Family Income:

\$108,000

Families Under \$50,000:

20 Percent

Over Age 65:

21 Percent

Graduate Degree:

16 Percent

B
A
S
I
C

A
D
V
A
N
C
E
D

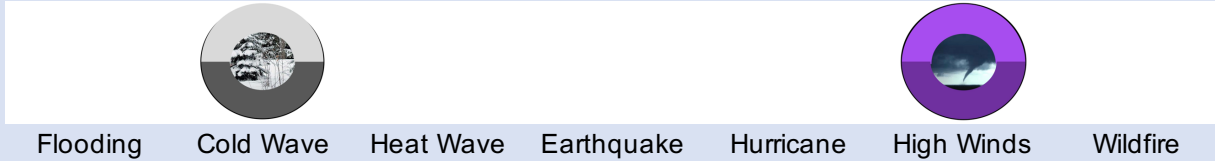
I
N
V
E
S
T
O
R

Zip Code 30549

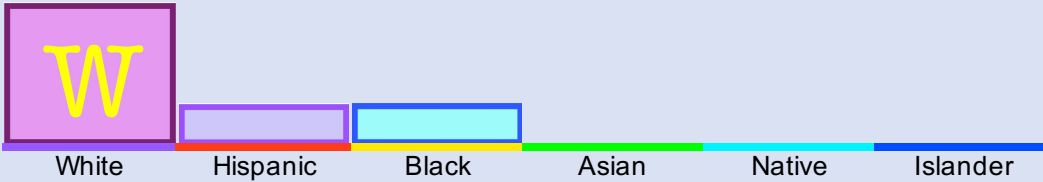
JEFFERSON GA

Athens, GA Metropolitan Area

Environmental Risks



Local Population



Student/Teacher Ratio:

13

Teacher Salary:

\$57,000

Most Home Prices:

\$90,000 to \$340,000

Prices Last Year:

Up 10 Percent

Most Monthly Rents:

\$630 to \$1890

Renters:

14 Percent

Average Family Income:

\$91,000

Families Under \$50,000:

27 Percent

Over Age 65:

14 Percent

Graduate Degree:

9 Percent

B
A
S
I
C

A
D
V
A
N
C
E
D

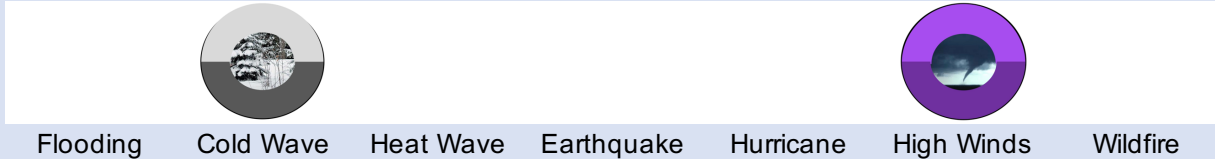
I
N
V
E
S
T
O
R

Zip Code 30553

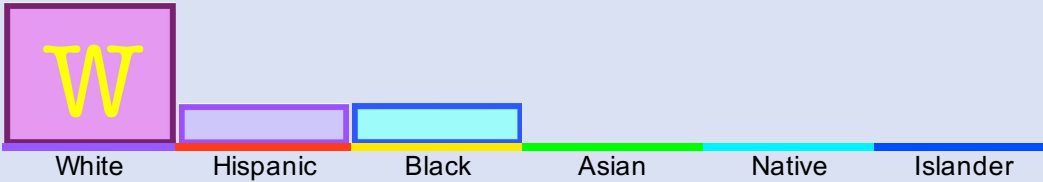
LAVONIA GA

Athens, GA Metropolitan Area

Environmental Risks



Local Population



Student/Teacher Ratio:

na

Teacher Salary:

na

Most Home Prices:

\$90,000 to \$280,000

Prices Last Year:

Up 12 Percent

Most Monthly Rents:

\$630 to \$840

Renters:

26 Percent

Average Family Income:

\$54,000

Families Under \$50,000:

49 Percent

Over Age 65:

23 Percent

Graduate Degree:

9 Percent

B
A
S
I
C

A
D
V
A
N
C
E
D

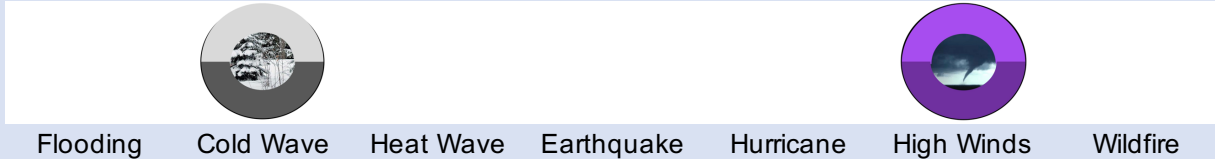
I
N
V
E
S
T
O
R

Zip Code 30558

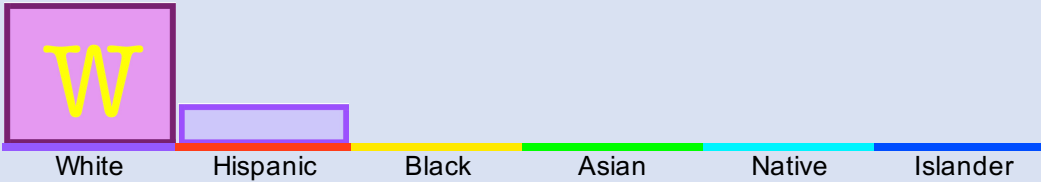
MAYSVILLE GA

Athens, GA Metropolitan Area

Environmental Risks



Local Population



Student/Teacher Ratio:

na

Teacher Salary:

na

Most Home Prices:

\$100,000 to \$240,000

Prices Last Year:

Up 5 Percent

Most Monthly Rents:

\$735 to \$1050

Renters:

18 Percent

Average Family Income:

\$52,000

Families Under \$50,000:

48 Percent

Over Age 65:

20 Percent

Graduate Degree:

4 Percent

B
A
S
I
C

A
D
V
A
N
C
E
D

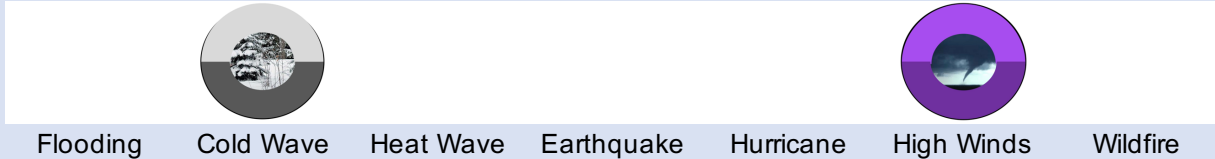
I
N
V
E
S
T
O
R

Zip Code 30601

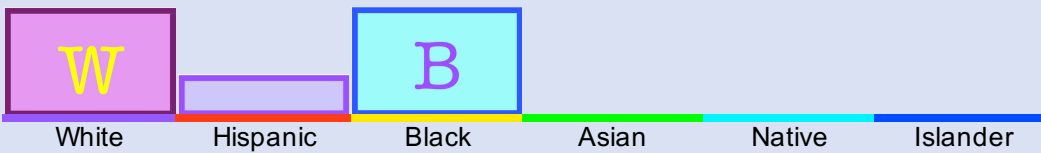
ATHENS GA

Athens, GA Metropolitan Area

Environmental Risks



Local Population



Student/Teacher Ratio: na
Teacher Salary: na

Most Home Prices: \$90,000 to \$210,000
Prices Last Year: Up 9 Percent

Most Monthly Rents: \$630 to \$1155
Renters: 61 Percent

Average Family Income: \$36,000
Families Under \$50,000: 61 Percent

Over Age 65: 9 Percent

Graduate Degree: 16 Percent

B
A
S
I
C

A
D
V
A
N
C
E
D

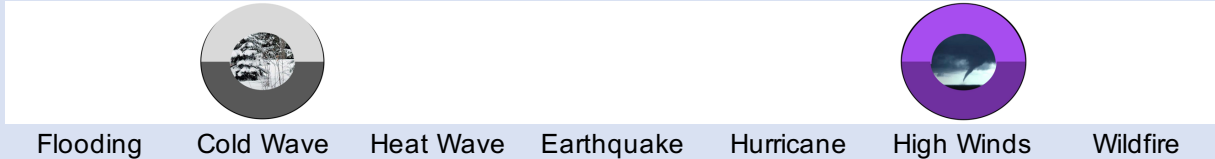
I
N
V
E
S
T
O
R

Zip Code 30605

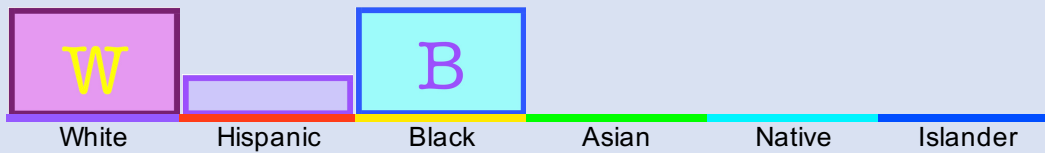
ATHENS GA

Athens, GA Metropolitan Area

Environmental Risks



Local Population



Student/Teacher Ratio:

10

Teacher Salary:

\$56,000

Most Home Prices:

\$150,000 to \$280,000

Prices Last Year:

Up 10 Percent

Most Monthly Rents:

\$630 to \$1365

Renters:

66 Percent

Average Family Income:

\$47,000

Families Under \$50,000:

52 Percent

Over Age 65:

10 Percent

Graduate Degree:

25 Percent

B
A
S
I
C

A
D
V
A
N
C
E
D

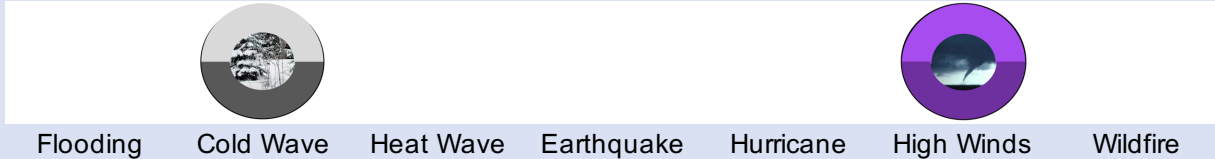
I
N
V
E
S
T
O
R

Zip Code 30606

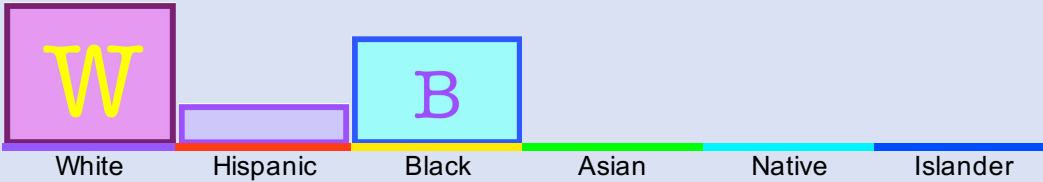
ATHENS GA

Athens, GA Metropolitan Area

Environmental Risks



Local Population



Student/Teacher Ratio:

na

Teacher Salary:

na

Most Home Prices:

\$150,000 to \$460,000

Prices Last Year:

Up 15 Percent

Most Monthly Rents:

\$630 to \$1365

Renters:

57 Percent

Average Family Income:

\$59,000

Families Under \$50,000:

45 Percent

Over Age 65:

15 Percent

Graduate Degree:

25 Percent

B
A
S
I
C

A
D
V
A
N
C
E
D

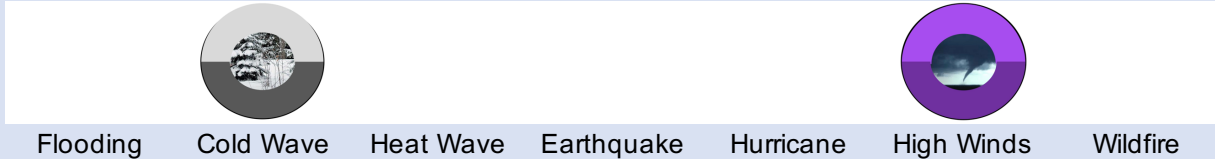
I
N
V
E
S
T
O
R

Zip Code 30607

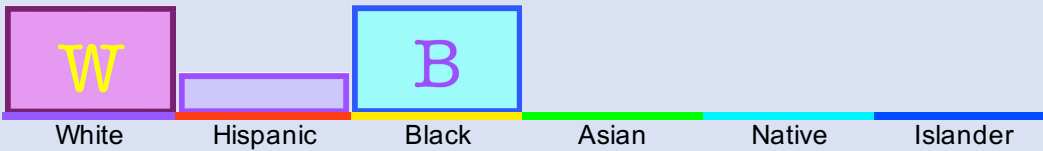
ATHENS GA

Athens, GA Metropolitan Area

Environmental Risks



Local Population



Student/Teacher Ratio:

na

Teacher Salary:

na

Most Home Prices:

\$90,000 to \$280,000

Prices Last Year:

Up 15 Percent

Most Monthly Rents:

\$735 to \$945

Renters:

39 Percent

Average Family Income:

\$57,000

Families Under \$50,000:

45 Percent

Over Age 65:

14 Percent

Graduate Degree:

21 Percent

B
A
S
I
C

A
D
V
A
N
C
E
D

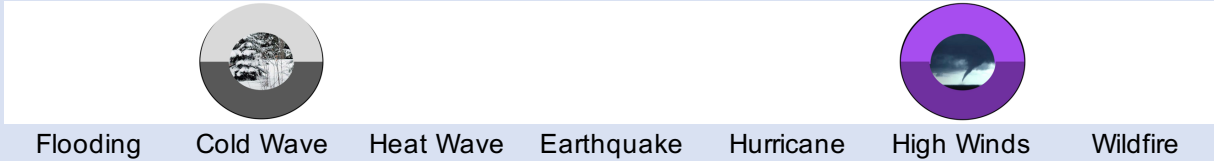
I
N
V
E
S
T
O
R

Zip Code 30621

BISHOP GA

Athens, GA Metropolitan Area

Environmental Risks



Local Population



Student/Teacher Ratio:

na

Teacher Salary:

na

Most Home Prices:

\$150,000 to \$570,000

Prices Last Year:

Up 9 Percent

Most Monthly Rents:

\$840 to \$1155

Renters:

12 Percent

Average Family Income:

\$109,000

Families Under \$50,000:

19 Percent

Over Age 65:

16 Percent

Graduate Degree:

20 Percent

B
A
S
I
C

A
D
V
A
N
C
E
D

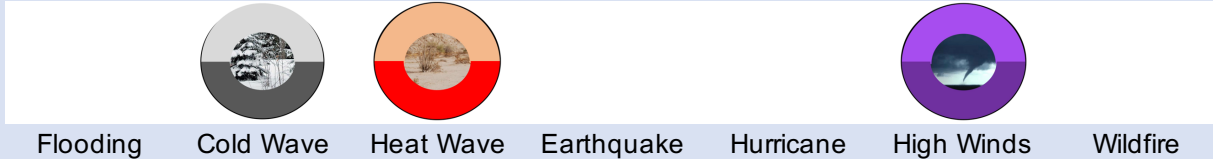
I
N
V
E
S
T
O
R

Zip Code 30622

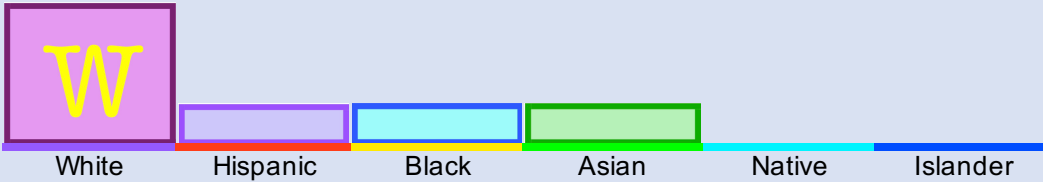
BOGART GA

Athens, GA Metropolitan Area

Environmental Risks



Local Population



Student/Teacher Ratio:

na

Teacher Salary:

na

Most Home Prices:

\$90,000 to \$460,000

Prices Last Year:

Up 13 Percent

Most Monthly Rents:

\$735 to \$2100

Renters:

20 Percent

Average Family Income:

\$129,000

Families Under \$50,000:

16 Percent

Over Age 65:

11 Percent

Graduate Degree:

32 Percent

B
A
S
I
C

A
D
V
A
N
C
E
D

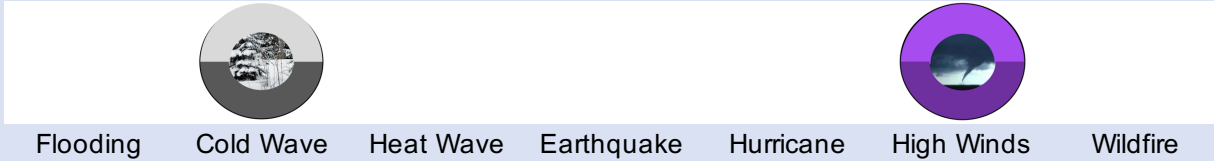
I
N
V
E
S
T
O
R

Zip Code 30628

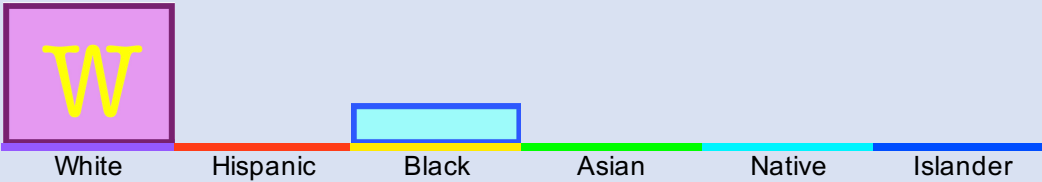
COLBERT GA

Athens, GA Metropolitan Area

Environmental Risks



Local Population



Student/Teacher Ratio:

na

Teacher Salary:

na

Most Home Prices:

\$90,000 to \$280,000

Prices Last Year:

Up 5 Percent

Most Monthly Rents:

\$630 to \$840

Renters:

15 Percent

Average Family Income:

\$62,000

Families Under \$50,000:

35 Percent

Over Age 65:

19 Percent

Graduate Degree:

11 Percent

B
A
S
I
C

A
D
V
A
N
C
E
D

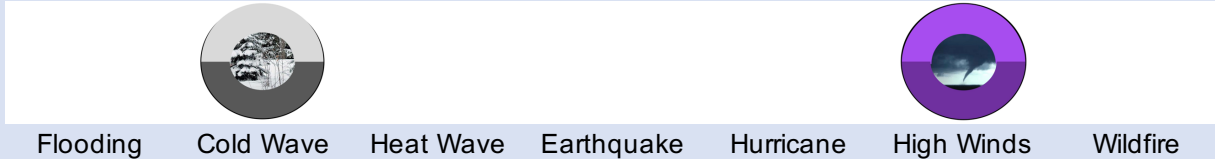
I
N
V
E
S
T
O
R

Zip Code 30633

DANIELSVILLE GA

Athens, GA Metropolitan Area

Environmental Risks



Local Population



Student/Teacher Ratio:

13

Teacher Salary:

\$54,000

Most Home Prices:

\$100,000 to \$350,000

Prices Last Year:

Up 13 Percent

Most Monthly Rents:

\$630 to \$840

Renters:

21 Percent

Average Family Income:

\$49,000

Families Under \$50,000:

52 Percent

Over Age 65:

14 Percent

Graduate Degree:

7 Percent

B
A
S
I
C

A
D
V
A
N
C
E
D

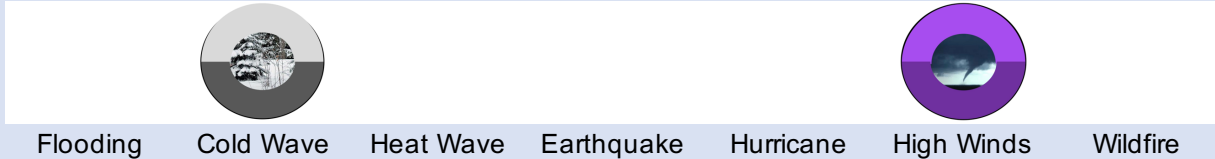
I
N
V
E
S
T
O
R

Zip Code 30635

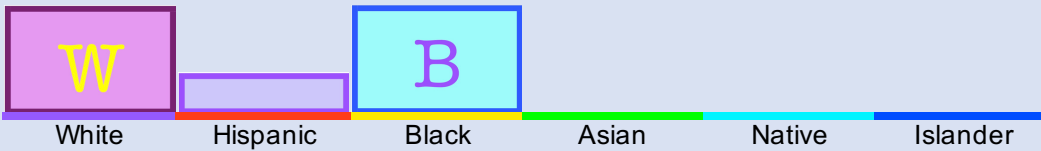
ELBERTON GA

Athens, GA Metropolitan Area

Environmental Risks



Local Population



Student/Teacher Ratio:

14

Teacher Salary:

\$50,000

Most Home Prices:

\$90,000 to \$210,000

Prices Last Year:

Down -4 Percent

Most Monthly Rents:

\$630 to \$1050

Renters:

29 Percent

Average Family Income:

\$45,000

Families Under \$50,000:

56 Percent

Over Age 65:

22 Percent

Graduate Degree:

6 Percent

B
A
S
I
C

A
D
V
A
N
C
E
D

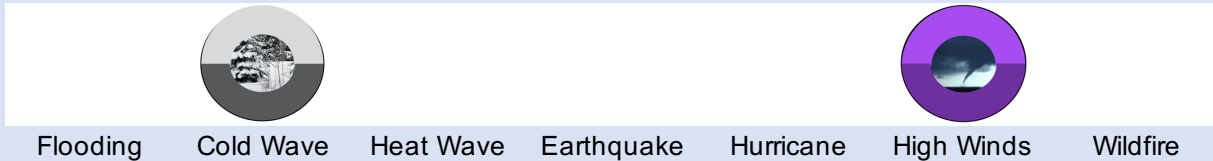
I
N
V
E
S
T
O
R

Zip Code 30642

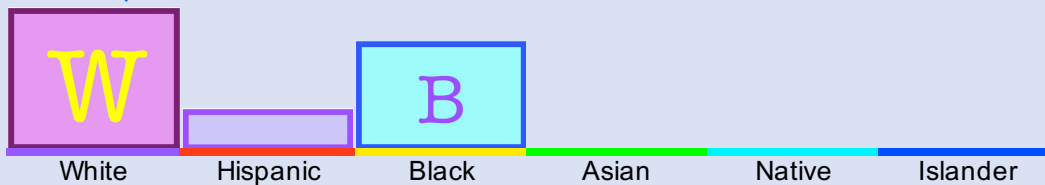
GREENSBORO GA

Athens, GA Metropolitan Area

Environmental Risks



Local Population



Student/Teacher Ratio:	10
Teacher Salary:	\$65,000
Most Home Prices:	\$90,000 to \$450,000
Prices Last Year:	Up 6 Percent
Most Monthly Rents:	\$630 to \$945
Renters:	19 Percent
Average Family Income:	\$84,000
Families Under \$50,000:	32 Percent
Over Age 65:	32 Percent
Graduate Degree:	14 Percent

B
A
S
I
C

A
D
V
A
N
C
E
D

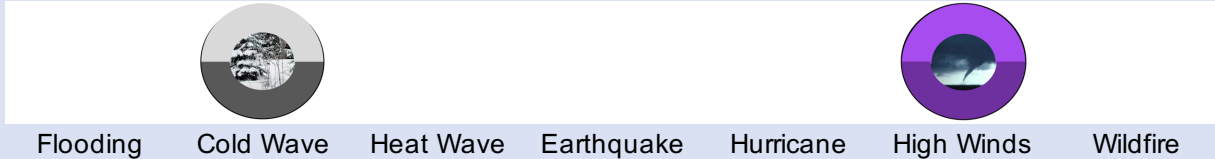
I
N
V
E
S
T
O
R

Zip Code 30643

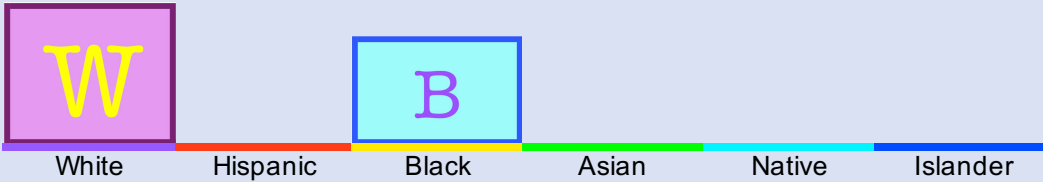
HARTWELL GA

Athens, GA Metropolitan Area

Environmental Risks



Local Population



Student/Teacher Ratio:

15

Teacher Salary:

\$64,000

Most Home Prices:

\$90,000 to \$220,000

Prices Last Year:

Up 9 Percent

Most Monthly Rents:

\$630 to \$1050

Renters:

26 Percent

Average Family Income:

\$60,000

Families Under \$50,000:

43 Percent

Over Age 65:

25 Percent

Graduate Degree:

5 Percent

B
A
S
I
C

A
D
V
A
N
C
E
D

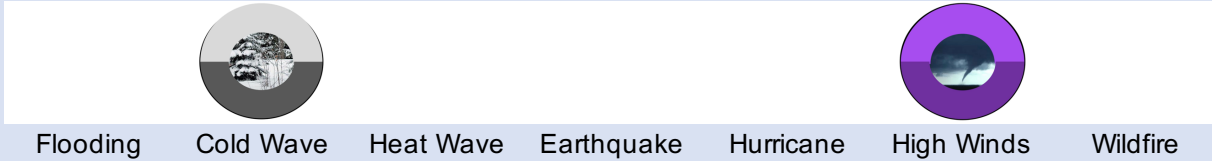
I
N
V
E
S
T
O
R

Zip Code 30646

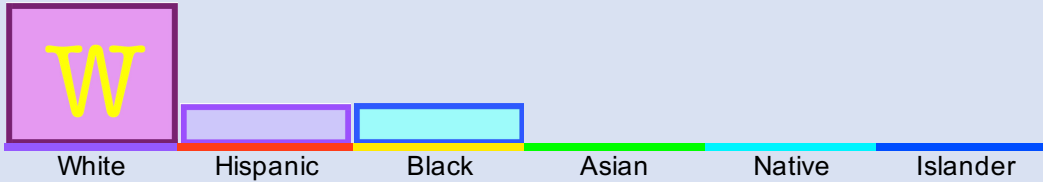
HULL GA

Athens, GA Metropolitan Area

Environmental Risks



Local Population



Student/Teacher Ratio:

na

Teacher Salary:

na

Most Home Prices:

\$90,000 to \$280,000

Prices Last Year:

Up 3 Percent

Most Monthly Rents:

\$735 to \$1050

Renters:

29 Percent

Average Family Income:

\$61,000

Families Under \$50,000:

44 Percent

Over Age 65:

19 Percent

Graduate Degree:

11 Percent

B
A
S
I
C

A
D
V
A
N
C
E
D

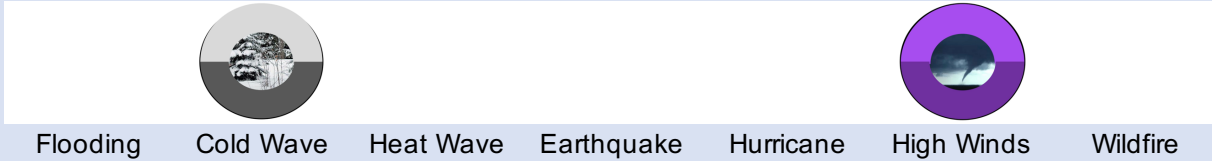
I
N
V
E
S
T
O
R

Zip Code 30662

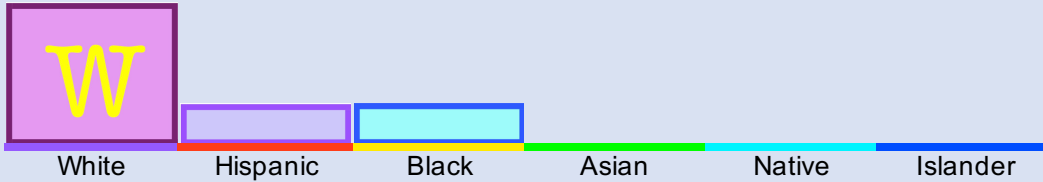
ROYSTON GA

Athens, GA Metropolitan Area

Environmental Risks



Local Population



Student/Teacher Ratio: na
Teacher Salary: na

Most Home Prices: \$90,000 to \$220,000
Prices Last Year: Down -3 Percent

Most Monthly Rents: \$630 to \$945
Renters: 28 Percent

Average Family Income: \$54,000
Families Under \$50,000: 47 Percent

Over Age 65: 16 Percent

Graduate Degree: 9 Percent

B
A
S
I
C

A
D
V
A
N
C
E
D

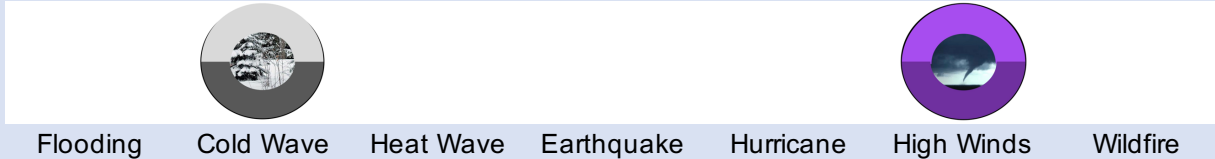
I
N
V
E
S
T
O
R

Zip Code 30673

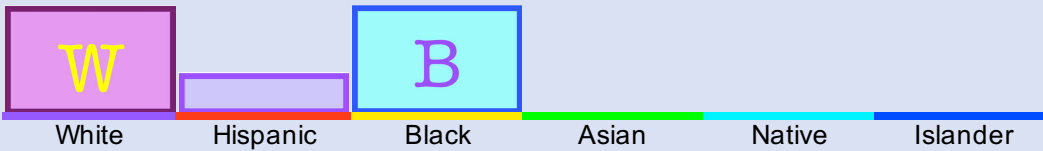
WASHINGTON GA

Athens, GA Metropolitan Area

Environmental Risks



Local Population



Student/Teacher Ratio:

13

Teacher Salary:

\$83,000

Most Home Prices:

\$90,000 to \$150,000

Prices Last Year:

Up na Percent

Most Monthly Rents:

\$630 to \$1155

Renters:

32 Percent

Average Family Income:

\$51,000

Families Under \$50,000:

48 Percent

Over Age 65:

27 Percent

Graduate Degree:

4 Percent

B
A
S
I
C

A
D
V
A
N
C
E
D

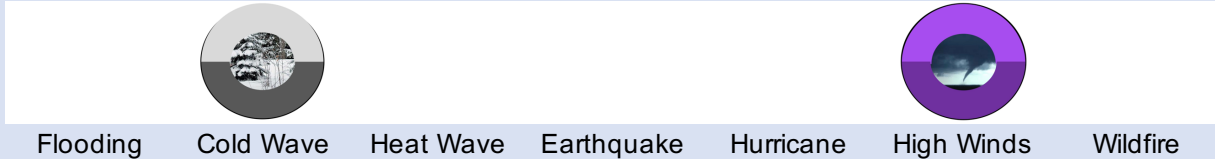
I
N
V
E
S
T
O
R

Zip Code 30677

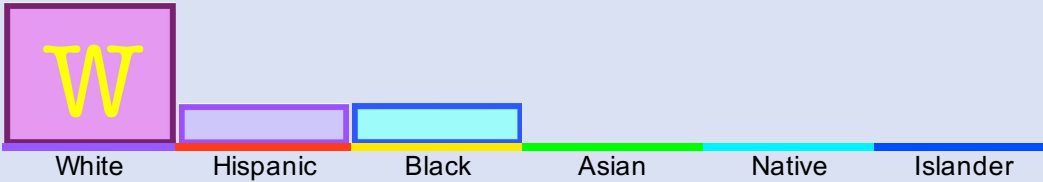
WATKINSVILLE GA

Athens, GA Metropolitan Area

Environmental Risks



Local Population



Student/Teacher Ratio:

14

Teacher Salary:

\$72,000

Most Home Prices:

\$210,000 to \$460,000

Prices Last Year:

Up 15 Percent

Most Monthly Rents:

\$735 to \$1890

Renters:

15 Percent

Average Family Income:

\$101,000

Families Under \$50,000:

19 Percent

Over Age 65:

17 Percent

Graduate Degree:

26 Percent

B
A
S
I
C

A
D
V
A
N
C
E
D

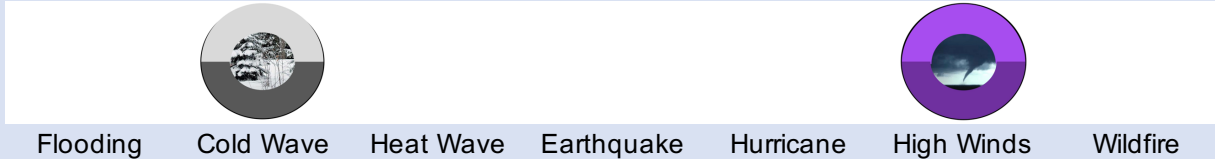
I
N
V
E
S
T
O
R

Zip Code 30683

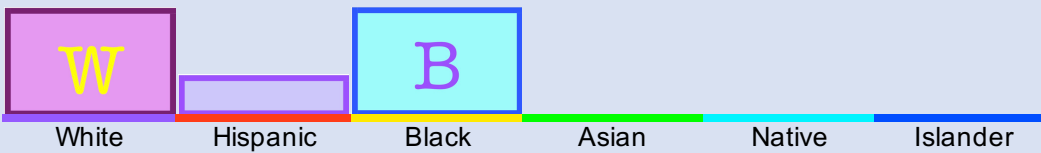
WINTERVILLE GA

Athens, GA Metropolitan Area

Environmental Risks



Local Population



Student/Teacher Ratio:

na

Teacher Salary:

na

Most Home Prices:

\$160,000 to \$280,000

Prices Last Year:

Up 15 Percent

Most Monthly Rents:

\$630 to \$1155

Renters:

28 Percent

Average Family Income:

\$71,000

Families Under \$50,000:

31 Percent

Over Age 65:

18 Percent

Graduate Degree:

14 Percent

B
A
S
I
C

A
D
V
A
N
C
E
D

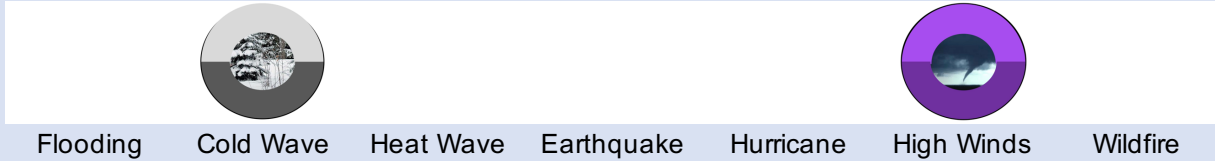
I
N
V
E
S
T
O
R

Zip Code 31087

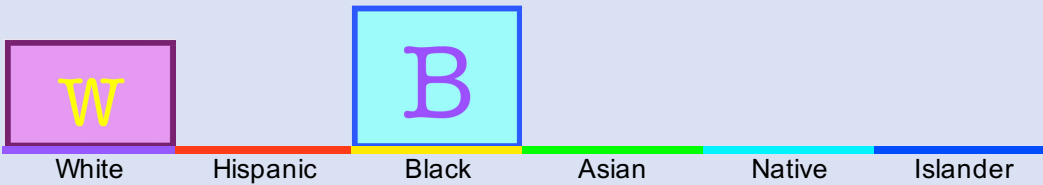
SPARTA GA

Athens, GA Metropolitan Area

Environmental Risks



Local Population



Student/Teacher Ratio:

8

Teacher Salary:

\$72,000

Most Home Prices:

\$100,000 to \$290,000

Prices Last Year:

Up 23 Percent

Most Monthly Rents:

\$840 to \$1155

Renters:

24 Percent

Average Family Income:

\$30,000

Families Under \$50,000:

65 Percent

Over Age 65:

24 Percent

Graduate Degree:

1 Percent

B
A
S
I
C

A
D
V
A
N
C
E
D

I
N
V
E
S
T
O
R